














College of Education Full-time Faculty Technology Survey

Total Started 42 Survey:  
 Total Completed 42 (100%) Survey:

Page: Alabama State University College of Education


1. Do you use technology?			
		Response Percent	Response Count
No, not at all		0.0%	0
Yes, sometimes		17.1%	7
Yes, frequently		24.4%	10
<b>Yes, all of the time</b>		<b>58.5%</b>	24
<i>answered question</i>			<b>41</b>
<i>skipped question</i>			<b>1</b>

2. How are you currently using technology in your teaching? (Check all that apply)			
		Response Percent	Response Count
I do not use technology		0.0%	0
I post my syllabus online		76.2%	32
I distribute class materials, such as readings, online		73.8%	31
<b>I use email to communicate with my students</b>		<b>83.3%</b>	35
I use chat rooms or discussion lists in my classes		23.8%	10
I use selections from audio and/or video resources as examples		47.6%	20
I use a slide projector or		64.3%	27





overhead projector in class			
I use an LCD projector/computer in class		59.5%	25
I use PowerPoint to present my lectures		78.6%	33
I use the web in my lectures		45.2%	19
I use videoconferencing to present my lectures		7.1%	3
I use webcams for virtual office appointments		4.8%	2
I use podcasting to record my lectures for remediation		2.4%	1
My assignments include watching movies/television/live theater		38.1%	16
My assignments include visiting discipline-specific web sites		59.5%	25
My assignments include using electronic resources such as simulations and games that are not on the web		16.7%	7
My assignments include giving presentations in class using a computer/projector and presentation software such as PowerPoint		73.8%	31
My assignments include creating a website		16.7%	7
My assignments include creating a digital video		14.3%	6
My assignments include using		38.1%	16

program or equipment specific to my discipline, (statistical programs, lab equipment, etc. etc.		
	<i>answered question</i>	<b>42</b>
	<i>skipped question</i>	<b>0</b>



**3. How are you currently using technology in your teaching in other ways? Please be specific. If no, please proceed to the next question.**

	Response Count
	16
<i>answered question</i>	<b>16</b>
<i>skipped question</i>	<b>26</b>



**4. Are there any types of technology that you have seen used off-campus, (at another institution or a conference, for example) that you would like to bring to the College of Education?**





	Response Percent	Response Count
 No 	41.9%	13
 Yes, Please be specific 	58.1%	18
<i>answered question</i>		<b>31</b>
<i>skipped question</i>		<b>11</b>



**5. Do you teach classes that require each of your students to work at a computer during the class?**







	Response Percent	Response Count
No 	59.5%	25
Yes 	40.5%	17
<i>answered question</i>		<b>42</b>

		<i>skipped question</i>
		<b>0</b>















6. If no, would you like to teach such a class?			Response Percent	Response Count
No			55.6%	15
Yes			44.4%	12
		<i>answered question</i>		<b>27</b>
		<i>skipped question</i>		<b>15</b>



7. If the College of Education offered workshops how to use the technology resources available at the college, how likely would you attend?			Response Percent	Response Count
Very Unlikely to Attend			16.7%	7
Unlikely to Attend			0.0%	0
Might Attend			19.1%	8
Likely to Attend			19.1%	8
Very Likely to Attend			45.2%	19
		<i>answered question</i>		<b>42</b>
		<i>skipped question</i>		<b>0</b>

8. Please select the factors that you feel are the greatest barriers to using technology in your teaching: (Please choose up to 3 items)			Response Percent	Response Count
Not enough time			11.9%	5
Not enough			66.7%	28




<b>money to purchase the equipment and software you need</b>			
Insufficient computing infrastructure (servers, bandwidth, storage capacity)		31.0%	13
Insufficient computing facilities (labs, technology-equipped classroom)		59.5%	25
The college owns equipment/software you would like to use, but gaining access to the resources is too difficult or inconvenient.		35.7%	15
Not enough training offered in the areas that interest you.		11.9%	5
Not enough people to help you when you have problems with technology.		26.2%	11
I am not interested in using technology.		0.0%	0
I do not perceive any barriers to using technology in my teaching.		14.3%	6
		<b>answered question</b>	<b>42</b>
		<b>skipped question</b>	<b>0</b>




<b>9. Which of the following would make using technology easier for you? (Choose up to 3 items) Please elaborate on your selections.</b>		
	<b>Response Percent</b>	<b>Response Count</b>

 <b>view</b>	More time to work on technology projects		46.0%	17
 <b>view</b>	More money to purchase software and equipment		48.7%	18
 <b>view</b>	<b>Better computing infrastructure</b>		<b>56.8%</b>	21
 <b>view</b>	Better computing facilities		32.4%	12
 <b>view</b>	Making resources more easily accessible		40.5%	15
 <b>view</b>	Improving the training program		24.3%	9
 <b>view</b>	Improving access to technical support staff		32.4%	12
			<b>answered question</b>	<b>37</b>
			<b>skipped question</b>	<b>5</b>

<b>10. Are you currently using Blackboard for a course that you are teaching this semester?</b>			
		<b>Response Percent</b>	<b>Response Count</b>
<b>Yes</b>		<b>71.8%</b>	<b>28</b>
<b>No</b>		28.2%	11
I am not familiar with Blackboard.		0.0%	0
			<b>answered question</b>
			<b>39</b>
			<b>skipped question</b>
			<b>3</b>


**11. Do you plan to use Blackboard for a course next semester?**

		Response Percent	Response Count
Yes		87.5%	35
No		10.0%	4
I am not familiar with Blackboard		2.5%	1
<i>answered question</i>			<b>40</b>
<i>skipped question</i>			<b>2</b>

12. Have you ever tried using Blackboard?			
		Response Percent	Response Count
Yes		92.7%	38
No		4.9%	2
I am not familiar with Blackboard		2.4%	1
<i>answered question</i>			<b>41</b>
<i>skipped question</i>			<b>1</b>

13. How often do you use the following technologies? Note: We have listed a few examples of each of the different types of applications. Everyday=5 Once a Week=4 Once a Month=3 Once per Semester=2 Never=1						
	Everyday	Once a Week	Once a Month	Once per Semester	Never	Response Count
Email	<b>85.4% (35)</b>	4.9% (2)	2.4% (1)	2.4% (1)	4.9% (2)	41
Instant Messenger	20.7% (6)	13.8% (4)	3.4% (1)	13.8% (4)	<b>48.3% (14)</b>	29
Web Browser (Netscape, Explorer, Mozilla, Safari)	<b>86.8% (33)</b>	7.9% (3)	0.0% (0)	0.0% (0)	5.3% (2)	38
Word Processing Program (Word)	<b>92.5% (37)</b>	5.0% (2)	0.0% (0)	0.0% (0)	2.5% (1)	40
Spreadsheet	<b>44.2% (14)</b>	26.5% (9)	11.7% (4)	8.8% (3)	8.8% (3)	31

Program (MS Excel)						
Presentation Software (PowerPoint)	37.8% (14)	<b>43.2% (16)</b>	5.4% (2)	10.8% (4)	2.7% (1)	37
Database Program (Access, Filemaker)	28.1% (9)	15.6% (5)	9.4% (3)	3.1% (1)	<b>43.8% (14)</b>	32
Web Page Creation Software (Dreamweaver)	10.3% (3)	6.9% (2)	10.3% (3)	20.7% (6)	<b>51.7% (15)</b>	29
Image Editing Software (Photoshop, Elements, iPhoto)	3.1% (1)	28.1% (9)	15.6% (5)	18.8% (6)	<b>34.4% (11)</b>	32
Page Layout Software (Quark, Pagemaker, InDesign)	3.4% (1)	0.0% (0)	10.3% (3)	13.8% (4)	<b>72.4% (21)</b>	29
Blackboard	<b>50.0% (19)</b>	18.4% (7)	10.5% (4)	13.2% (5)	7.9% (3)	38
Adobe Acrobat	<b>52.8% (19)</b>	25.0% (9)	13.9% (5)	2.8% (1)	5.6% (2)	36
Digital Video (iMovie, iDVD, Adobe After Effects)	5.9% (2)	20.6% (7)	17.6% (6)	2.9% (1)	<b>52.9% (18)</b>	34
Audio Editing Software (Garageband, Audacity)	13.8% (4)	3.4% (1)	3.4% (1)	10.3% (3)	<b>69.0% (20)</b>	29
	<i>answered question</i>					<b>41</b>
	<i>skipped question</i>					<b>1</b>

14. If you use any other software programs on a regular basis, please list them here:		Response Count
	 view	9
	<i>answered question</i>	
		<b>9</b>

	<i>skipped question</i>	<b>33</b>
--	-------------------------	-----------

<b>15. Customer Service If you need computer training, how would you prefer to receive it? (Choose the 2 formats that you would be most likely to use.)</b>			
		<b>Response Percent</b>	<b>Response Count</b>
<b>One on One Meeting</b>		<b>60.5%</b>	23
Short, (1-2 Hours) Training Workshops		55.3%	21
All-day Training Workshops		5.3%	2
Technology Demos at Lunch		5.3%	2
Resources Available on the Academic Computing Websites		18.4%	7
Other		5.3%	2
<i>answered question</i>			<b>38</b>
<i>skipped question</i>			<b>4</b>

<b>16. State "other" computer training if you need assistance and how you would prefer to receive it.</b>		
		<b>Response Count</b>
	<b>view</b>	5
<i>answered question</i>		<b>5</b>
<i>skipped question</i>		<b>37</b>

<b>17. If you need help with technology, how do you prefer to receive assistance? (Choose One)</b>		
	<b>Response</b>	<b>Response</b>




		Percent	Count
By Phone		13.2%	5
By Email		13.2%	5
<b>One On One Help in My Office</b>		<b>65.8%</b>	25
One On One Help in the Office of the Technology support staff		15.8%	6
Other		0.0%	0
		<b>answered question</b>	<b>38</b>
		<b>skipped question</b>	<b>4</b>




**18. LiveText is an important resource to collect student information for the NCATE process. How important do you view your role as a faculty member to ensure success in collecting student data during the NCATE process?**


		Response Percent	Response Count
<b>Very Important</b>		<b>76.3%</b>	29
Somewhat Important		18.4%	7
Important		2.6%	1
Not Important at All		2.6%	1
		<b>answered question</b>	<b>38</b>
		<b>skipped question</b>	<b>4</b>

**19. If you need help with LiveText, please state how you would prefer to use the resources the College of Education will offer.**




		Response Percent	Response Count
<b>One On</b>		<b>65.8%</b>	25





<b>One</b>			
Video Conferencing		2.8%	1
Email		2.8%	1
Group Tutorial		25.0%	9
<b>answered question</b>			<b>36</b>
<b>skipped question</b>			<b>6</b>

<b>20. Please state the day/time of your preference for LiveText technical support.</b>			
		<b>Response Percent</b>	<b>Response Count</b>
<b>AM Monday-Friday</b>		<b>42.9%</b>	15
<b>Afternoon Monday-Friday</b>		<b>42.9%</b>	15
Evening Monday-Friday		14.3%	5
AM Weekends		0.0%	0
Afternoon Weekends		0.0%	0
Evenings Weekends		0.0%	0
<b>answered question</b>			<b>35</b>
<b>skipped question</b>			<b>7</b>

<b>21. State other technology help if you need assistance, and how you prefer to receive assistance.</b>		
		<b>Response Count</b>
		7
<b>answered question</b>		<b>7</b>

	<i>skipped question</i>	<b>35</b>
--	-------------------------	-----------

<b>22. How important is it to you to have a technical support staff member who works specifically with faculty?</b>			<b>Response Percent</b>	<b>Response Count</b>
Very Unimportant			28.6%	12
Unimportant			0.0%	0
Neutral			0.0%	0
Important			7.1%	3
<b>Very Important</b>			<b>64.3%</b>	<b>27</b>
			<i>answered question</i>	<b>42</b>
			<i>skipped question</i>	<b>0</b>

<b>23. How important is it to you to have an instructional technologist on staff who can advise you on how to use technology in your teaching?</b>			<b>Response Percent</b>	<b>Response Count</b>
Very Unimportant			22.5%	9
Unimportant			0.0%	0
Neutral			15.0%	6
Important			10.0%	4
<b>Very Important</b>			<b>52.5%</b>	<b>21</b>
			<i>answered question</i>	<b>40</b>
			<i>skipped question</i>	<b>2</b>

<b>24. How would you rate your own use of technology?</b>			<b>Response Percent</b>	<b>Response Count</b>
Technophobe			0.0%	0


Techologically Challenged		2.4%	1
<b>Average</b>		<b>47.6%</b>	20
<b>Above Average</b>		<b>47.6%</b>	20
Expert		2.4%	1
<i>answered question</i>			<b>42</b>
<i>skipped question</i>			<b>0</b>













<b>25. Please state any College of Education Technology concerns or experiences that you would like to share, please feel free to do so in the box below.</b>		
		<b>Response Count</b>
	<b>view</b>	16
	<i>answered question</i>	<b>16</b>
	<i>skipped question</i>	<b>26</b>








<b>26. Please state what you plan to do as a professional to improve your technological skills.</b>		
		<b>Response Count</b>
	<b>view</b>	25
	<i>answered question</i>	<b>25</b>


Page: Alabama State University College of Education

<b>1. Do you use technology?</b>			
		<b>Response Percent</b>	<b>Response Count</b>
No, not at all		0.0%	0
Yes, sometimes		17.1%	7
Yes, frequently		24.4%	10





Yes, all of the time		58.5%	24
<i>answered question</i>			41
<i>skipped question</i>			1



2. How are you currently using technology in your teaching? (Check all that apply)			
		Response Percent	Response Count
I do not use technology		0.0%	0
I post my syllabus online		76.2%	32
I distribute class materials, such as readings, online		73.8%	31
<b>I use email to communicate with my students</b>		<b>83.3%</b>	35
I use chat rooms or discussion lists in my classes		23.8%	10
I use selections from audio and/or video resources as examples		47.6%	20
I use a slide projector or overhead projector in class		64.3%	27
I use an LCD projector/computer in class		59.5%	25
I use PowerPoint to present my lectures		78.6%	33
I use the web in my lectures		45.2%	19
I use videoconferencing to present my lectures		7.1%	3
I use webcams for virtual office appointments		4.8%	2
I use podcasting to		2.4%	1



record my lectures for remediation			
My assignments include watching movies/television/live theater		38.1%	16
My assignments include visiting discipline-specific web sites		59.5%	25
My assignments include using electronic resources such as simulations and games that are not on the web		16.7%	7
My assignments include giving presentations in class using a computer/projector and presentation software such as PowerPoint		73.8%	31
My assignments include creating a website		16.7%	7
My assignments include creating a digital video		14.3%	6
My assignments include using program or equipment specific to my discipline, (statiscal programs, lab equipment, etc. etc.		38.1%	16
		<b>answered question</b>	<b>42</b>
		<b>skipped question</b>	<b>0</b>

<b>3. How are you currently using technology in your teaching in other ways? Please be specific. If no, please proceed to the next question.</b>	
	<b>Response Count</b>
	16

	<i>answered question</i>	16
	<i>skipped question</i>	26

4. Are there any types of technology that you have seen used off-campus, (at another institution or a conference, for example) that you would like to bring to the College of Education?			Response Percent	Response Count
 view	No		41.9%	13
 view	Yes, Please be specific		58.1%	18
	<i>answered question</i>			31
	<i>skipped question</i>			11




5. Do you teach classes that require each of your students to work at a computer during the class?			Response Percent	Response Count
	No		59.5%	25
	Yes		40.5%	17
	<i>answered question</i>			42
	<i>skipped question</i>			0

6. If no, would you like to teach such a class?			Response Percent	Response Count
	No		55.6%	15
	Yes		44.4%	12
	<i>answered question</i>			27
	<i>skipped question</i>			15









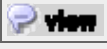



7. If the College of Education offered workshops how to use the technology resources available at the



college, how likely would you attend?			
		Response Percent	Response Count
Very Unlikely to Attend		16.7%	7
Unlikely to Attend		0.0%	0
Might Attend		19.1%	8
Likely to Attend		19.1%	8
<b>Very Likely to Attend</b>		<b>45.2%</b>	19
<i>answered question</i>			<b>42</b>
<i>skipped question</i>			<b>0</b>



8. Please select the factors that you feel are the greatest barriers to using technology in your teaching: (Please choose up to 3 items)			
		Response Percent	Response Count
Not enough time		11.9%	5
<b>Not enough money to purchase the equipment and software you need</b>		<b>66.7%</b>	28
Insufficient computing infrastructure (servers, bandwidth, storage capacity)		31.0%	13
Insufficient computing facilities (labs, technology-equipped classroom)		59.5%	25
The college owns equipment/software you would like to use, but gaining access to the		35.7%	15




resources is too difficult or inconvenient.			
Not enough training offered in the areas that interest you.		11.9%	5
Not enough people to help you when you have problems with technology.		26.2%	11
I am not interested in using technology.		0.0%	0
I do not perceive any barriers to using technology in my teaching.		14.3%	6
<b>answered question</b>			<b>42</b>
<b>skipped question</b>			<b>0</b>


**9. Which of the following would make using technology easier for you? (Choose up to 3 items) Please elaborate on your selections.**



			Response Percent	Response Count
	More time to work on technology projects		46.0%	17
	More money to purchase software and equipment		48.7%	18
	<b>Better computing infrastructure</b>		<b>56.8%</b>	21
	Better computing facilities		32.4%	12
	Making resources more easily accessible		40.5%	15
	Improving the training		24.3%	9

program			
 Improving access to technical support staff		32.4%	12
<i>answered question</i>			<b>37</b>
<i>skipped question</i>			<b>5</b>

<b>10. Are you currently using Blackboard for a course that you are teaching this semester?</b>			
		<b>Response Percent</b>	<b>Response Count</b>
<b>Yes</b>		71.8%	28
<b>No</b>		28.2%	11
I am not familiar with Blackboard.		0.0%	0
<i>answered question</i>			<b>39</b>
<i>skipped question</i>			<b>3</b>


<b>11. Do you plan to use Blackboard for a course next semester?</b>			
		<b>Response Percent</b>	<b>Response Count</b>
<b>Yes</b>		87.5%	35
<b>No</b>		10.0%	4
I am not familiar with Blackboard		2.5%	1
<i>answered question</i>			<b>40</b>
<i>skipped question</i>			<b>2</b>






<b>12. Have you ever tried using Blackbaord?</b>			
		<b>Response Percent</b>	<b>Response Count</b>
<b>Yes</b>		92.7%	38

No		4.9%	2
I am not familiar with Blackboard		2.4%	1
<b>answered question</b>			<b>41</b>
<b>skipped question</b>			<b>1</b>

<b>13. How often do you use the following technologies? Note: We have listed a few examples of each of the different types of applications. Everyday=5 Once a Week=4 Once a Month=3 Once per Semester=2 Never=1</b>						
	Everyday	Once a Week	Once a Month	Once per Semester	Never	Response Count
Email	<b>85.4% (35)</b>	4.9% (2)	2.4% (1)	2.4% (1)	4.9% (2)	41
Instant Messenger	20.7% (6)	13.8% (4)	3.4% (1)	13.8% (4)	<b>48.3% (14)</b>	29
Web Browser (Netscape, Explorer, Mozilla, Safari)	<b>86.8% (33)</b>	7.9% (3)	0.0% (0)	0.0% (0)	5.3% (2)	38
Word Processing Program (Word)	<b>92.5% (37)</b>	5.0% (2)	0.0% (0)	0.0% (0)	2.5% (1)	40
Spreadsheet Program (MS Excel)	<b>41.2% (14)</b>	26.5% (9)	14.7% (5)	8.8% (3)	8.8% (3)	34
Presentation Software (PowerPoint)	37.8% (14)	<b>43.2% (16)</b>	5.4% (2)	10.8% (4)	2.7% (1)	37
Database Program (Access, Filemaker)	28.1% (9)	15.6% (5)	9.4% (3)	3.1% (1)	<b>43.8% (14)</b>	32
Web Page Creation Software (Dreamweaver)	10.3% (3)	6.9% (2)	10.3% (3)	20.7% (6)	<b>51.7% (15)</b>	29
Image Editing Software (Photoshop, Elements, iPhoto)	3.1% (1)	28.1% (9)	15.6% (5)	18.8% (6)	<b>34.4% (11)</b>	32
Page Layout Software (Quark, Pagemaker,	3.4% (1)	0.0% (0)	10.3% (3)	13.8% (4)	<b>72.4% (21)</b>	29

InDesign)						
Blackboard	<b>50.0% (19)</b>	18.4% (7)	10.5% (4)	13.2% (5)	7.9% (3)	38
Adobe Acrobat	<b>52.8% (19)</b>	25.0% (9)	13.9% (5)	2.8% (1)	5.6% (2)	36
Digital Video (iMovie, iDVD, Adobe After Effects)	5.9% (2)	20.6% (7)	17.6% (6)	2.9% (1)	<b>52.9% (18)</b>	34
Audio Editing Software (Garageband, Audacity)	13.8% (4)	3.4% (1)	3.4% (1)	10.3% (3)	<b>69.0% (20)</b>	29
	<i>answered question</i>					<b>41</b>
	<i>skipped question</i>					<b>1</b>

<b>14. If you use any other software programs on a regular basis, please list them here:</b>		
		<b>Response Count</b>
		9
	<i>answered question</i>	
	<b>9</b>	
	<i>skipped question</i>	
	<b>33</b>	





<b>15. Customer Service If you need computer training, how would you prefer to receive it? (Choose the 2 formats that you would be most likely to use.)</b>			
		<b>Response Percent</b>	<b>Response Count</b>
<b>One on One Meeting</b>		<b>60.5%</b>	23
Short, (1-2 Hours) Training Workshops		55.3%	21
All-day Training Workshops		5.3%	2
Technology Demos at Lunch		5.3%	2
Resources		18.4%	7

Available on the Academic Computing Websites			
Other		5.3%	2
<i>answered question</i>			<b>38</b>
<i>skipped question</i>			<b>4</b>





16. State "other" computer training if you need assistance and how you would prefer to receive it.			Response Count
			5
<i>answered question</i>			<b>5</b>
<i>skipped question</i>			<b>37</b>

17. If you need help with technology, how do you prefer to receive assistance? (Choose One)			
		Response Percent	Response Count
By Phone		13.2%	5
By Email		13.2%	5
<b>One On One Help in My Office</b>		<b>65.8%</b>	25
One On One Help in the Office of the Technology support staff		15.8%	6
Other		0.0%	0
<i>answered question</i>			<b>38</b>
<i>skipped question</i>			<b>4</b>



**18. LiveText is an important resource to collect student information for the NCATE process. How important do you view your role as a faculty member to ensure success in collecting student data during the NCATE process?**

		Response Percent	Response Count
Very Important		76.3%	29
Somewhat Important		18.4%	7
Important		2.6%	1
Not Important at All		2.6%	1
<i>answered question</i>			<b>38</b>
<i>skipped question</i>			<b>4</b>

**19. If you need help with LiveText, please state how you would prefer to use the resources the College of Education will offer.**

		Response Percent	Response Count
One On One		69.4%	25
Video Conferencing		2.8%	1
Email		2.8%	1
Group Tutorial		25.0%	9
<i>answered question</i>			<b>36</b>
<i>skipped question</i>			<b>6</b>

**20. Please state the day/time of your preference for LiveText technical support.**

		Response Percent	Response Count
AM Monday-Friday		42.9%	15
Afternoon Monday-		42.9%	15

<b>Friday</b>			
Evening Monday-Friday		14.3%	5
AM Weekends		0.0%	0
Afternoon Weekends		0.0%	0
Evenings Weekends		0.0%	0
<b>answered question</b>			<b>35</b>
<b>skipped question</b>			<b>7</b>

<b>21. State other technology help if you need assistance, and how you prefer to receive assistance.</b>		Response Count
		7
<b>answered question</b>		<b>7</b>
<b>skipped question</b>		<b>35</b>

<b>22. How important is it to you to have a technical support staff member who works specifically with faculty?</b>			Response Percent	Response Count
Very Unimportant		28.6%	12	
Unimportant		0.0%	0	
Neutral		0.0%	0	
Important		7.1%	3	
Very Important		64.3%	27	
<b>answered question</b>			<b>42</b>	
<b>skipped question</b>			<b>0</b>	

**23. How important is it to you to have an instructional technologist on staff who can advise you on how to**

use technology in your teaching?			Response Percent	Response Count
Very Unimportant			22.5%	9
Unimportant			0.0%	0
Neutral			15.0%	6
Important			10.0%	4
Very Important			52.5%	21
<i>answered question</i>				<b>40</b>
<i>skipped question</i>				<b>2</b>

24. How would you rate your own use of technology?			Response Percent	Response Count
Technophobe			0.0%	0
Technologically Challenged			2.4%	1
Average			47.6%	20
Above Average			47.6%	20
Expert			2.4%	1
<i>answered question</i>				<b>42</b>
<i>skipped question</i>				<b>0</b>

25. Please state any College of Education Technology concerns or experiences that you would like to share, please feel free to do so in the box below.		Response Count
		16
<i>answered question</i>		<b>16</b>
<i>skipped question</i>		<b>26</b>

26. Please state what you plan to do as a professional to improve your technological skills.

		Response Count
		25
	<i>answered question</i>	25