











College of Education Adjunct Faculty Technology Survey










Total Started Survey: 23
 Total Completed Survey: 23 (100%)







Page: Alabama State University College of Education

1. Faculty Status			
		Response Percent	Response Count
Off Campus-Birmingham		13.0%	3
Off Campus-Mobile		4.4%	1
Off Campus-Brewton		0.0%	0
Adjunct Curriculum and Instructions		47.8%	11
Adjunct Instructional Support Programs		4.4%	1
Adjunct Health and Physical Education		17.4%	4
Adjunct Foundation and Psychology		4.4%	1
Other		8.7%	2
		answered question	23
		skipped question	0

2. Do you use technology?			
		Response Percent	Response Count
No, not at all		0.0%	0
Yes, sometimes		34.8%	8


Yes, frequently		39.1%	9
Yes, all of the time		26.1%	6
answered question			23
skipped question			0





3. How are you currently using technology in your teaching? (Check all that apply)			
		Response Percent	Response Count
I do not use technology		0.0%	0
I post my syllabus online		50.0%	11
I distribute class materials, such as readings, online		36.4%	8
I use email to communicate with my students		77.3%	17
I use chat rooms or discussion lists in my classes		18.2%	4
I use selections from audio and/or video resources as examples		54.6%	12
I use a slide projector or overhead projector in class		45.5%	10
I use an LCD projector/computer in class		63.6%	14
I use PowerPoint to present my lectures		72.7%	16
I use the web in my lectures		31.8%	7
I use videoconferencing to present my lectures		0.0%	0
I use webcams for virtual office		0.0%	0



appointments			
I use podcasting to record my lectures for remediation		0.0%	0
My assignments include watching movies/television/live theater		45.5%	10
My assignments include visiting discipline-specific web sites		50.0%	11
My assignments include using electronic resources such as simulations and games that are not on the web		31.8%	7
My assignments include giving presentations in class using a computer/projector and presentation software such as PowerPoint		81.8%	18
My assignments include creating a website		18.2%	4
My assignments include creating a digital video		0.0%	0
My assignments include using program or equipment specific to my discipline, (statiscal programs, lab equipment, etc. etc.		27.3%	6
		answered question	22
		skipped question	1


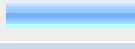
4. How are you currently using technology in your teaching as an adjunct? Please be specific. If no, please proceed to the next question.

	Response Count
--	----------------

		19
	<i>answered question</i>	19
	<i>skipped question</i>	4

5. Are there any types of technology that you have seen used off-campus, (at another institution or a conference, for example) that you would like to bring to the College of Education?				
			Response Percent	Response Count
	No		63.2%	12
	Yes, Please be specific		36.8%	7
	<i>answered question</i>			19
	<i>skipped question</i>			4




6. Do you teach classes that require each of your students to work at a computer during the class?				
			Response Percent	Response Count
	No		79.0%	15
	Yes		21.1%	4
	<i>answered question</i>			19
	<i>skipped question</i>			4

7. If no, would you like to teach such a class?				
			Response Percent	Response Count
	No		43.8%	7
	Yes		56.3%	9
	<i>answered question</i>			16
	<i>skipped question</i>			7















8. If the College of Education offered workshops how to use the technology resources available at the college, how likely would you attend?			
		Response Percent	Response Count
Very Unlikely to Attend		0.0%	0
Unlikely to Attend		0.0%	0
Might Attend		23.8%	5
Likely to Attend		38.1%	8
Very Likely to Attend		38.1%	8
<i>answered question</i>			21
<i>skipped question</i>			2

9. Please state the day/time of your preference for LiveText technical support.			
		Response Percent	Response Count
AM Monday-Friday		19.1%	4
Afternoon Monday-Friday		28.6%	6
Evening Monday-Friday		14.3%	3
AM Weekends		28.6%	6
Afternoon Weekends		4.8%	1
Evenings Weekends		4.8%	1
<i>answered question</i>			21
<i>skipped question</i>			2

**10. Please select the factors that you feel are the greatest barriers to using technology in your teaching:
(Please choose up to 3 items)**

		Response Percent	Response Count
Not enough time		4.6%	1
Not enough money to purchase the equipment and software you need		31.8%	7
Insufficient computing infrastructure (servers, bandwidth, storage capacity)		18.2%	4
Insufficient computing facilities (labs, technology-equipped classroom)		54.6%	12
The college owns equipment/software you would like to use, but gaining access to the resources is too difficult or inconvenient.		36.4%	8
Not enough training offered in the areas that interest you.		18.2%	4
Not enough people to help you when you have problems with technology.		9.1%	2
I am not interested in using technology.		0.0%	0
I do not perceive any barriers to using technology in my teaching.		36.4%	8
	answered question		22
	skipped question		1




11. Which of the following would make using technology easier for you? (Choose up to 3 items) Please elaborate on your selections.




			Response Percent	Response Count
	More time to work on technology projects		10.5%	2
	More money to purchase software and equipment		52.6%	10
	Better computing infrastructure		15.8%	3
	Better computing facilities		42.1%	8
	Making resources more easily accessible		52.6%	10
	Improving the training program		31.6%	6
	Improving access to technical support staff		42.1%	8
			answered question	19
			skipped question	4

12. Are you currently using Blackboard for a course that you are teaching this semester?

			Response Percent	Response Count
Yes			40.0%	8
No			60.0%	12
I am not familiar with Blackboard.			0.0%	0
			answered question	20


	<i>skipped question</i>	3
--	-------------------------	----------

13. Do you plan to use Blackboard for a course next semester?			Response Percent	Response Count
Yes			81.0%	17
No			14.3%	3
I am not familiar with Blackboard			4.8%	1
<i>answered question</i>				21
<i>skipped question</i>				2

14. Have you ever tried using Blackboard?			Response Percent	Response Count
Yes			76.2%	16
No			19.1%	4
I am not familiar with Blackboard			4.8%	1
<i>answered question</i>				21
<i>skipped question</i>				2


15. How often do you use the following technologies? Note: We have listed a few examples of each of the different types of applications. Everyday=5 Once a Week=4 Once a Month=3 Once per Semester=2 Never=1						
	Everyday	Once a Week	Once a Month	Once per Semester	Never	Response Count
Email	90.5% (19)	0.0% (0)	4.8% (1)	0.0% (0)	4.8% (1)	21
Instant Messenger	15.8% (3)	10.5% (2)	5.3% (1)	10.5% (2)	57.9% (11)	19
Web Browser (Netscape, Explorer, Mozilla, Safari)	73.7% (14)	21.1% (4)	5.3% (1)	0.0% (0)	0.0% (0)	19
Word	85.7% (18)	14.3% (3)	0.0% (0)	0.0% (0)	0.0% (0)	21






Processing Program (Word)						
Spreadsheet Program (MS Excel)	35.0% (7)	20.0% (4)	30.0% (6)	10.0% (2)	5.0% (1)	20
Presentation Software (PowerPoint)	19.0% (4)	47.6% (10)	9.5% (2)	23.8% (5)	0.0% (0)	21
Database Program (Access, Filemaker)	10.5% (2)	21.1% (4)	0.0% (0)	5.3% (1)	63.2% (12)	19
Web Page Creation Software (Dreamweaver)	0.0% (0)	10.0% (2)	0.0% (0)	15.0% (3)	75.0% (15)	20
Image Editing Software (Photoshop, Elements, iPhoto)	0.0% (0)	26.3% (5)	10.5% (2)	26.3% (5)	36.8% (7)	19
Page Layout Software (Quark, Pagemaker, InDesign)	0.0% (0)	0.0% (0)	10.5% (2)	15.8% (3)	73.7% (14)	19
Blackboard	19.0% (4)	28.6% (6)	14.3% (3)	9.5% (2)	28.6% (6)	21
Adobe Acrobat	42.9% (9)	23.8% (5)	19.0% (4)	9.5% (2)	4.8% (1)	21
Digital Video (iMovie, iDVD, Adobe After Effects)	4.8% (1)	28.6% (6)	19.0% (4)	19.0% (4)	28.6% (6)	21
Audio Editing Software (Garageband, Audacity)	0.0% (0)	0.0% (0)	5.3% (1)	10.5% (2)	84.2% (16)	19
	<i>answered question</i>					21
	<i>skipped question</i>					2




16. If you use any other software programs on a regular basis, please list them here:	
	Response Count
	5

	<i>answered question</i>	5
	<i>skipped question</i>	18

17. Customer Service If you need computer training, how would you prefer to receive it? (Choose the 2 formats that you would be most likely to use.)			
		Response Percent	Response Count
One on One Meeting		42.9%	9
Short, (1-2 Hours) Training Workshops		81.0%	17
All-day Training Workshops		19.1%	4
Technology Demos at Lunch		0.0%	0
Resources Available on the Academic Computing Websites		28.6%	6
Other		4.8%	1
	<i>answered question</i>		21
	<i>skipped question</i>		2

18. State "other" computer training if you need assistance and how you would prefer to receive it.		
		Response Count
	 view	5
	<i>answered question</i>	5
	<i>skipped question</i>	18

19. If you need help with technology, how do you prefer to receive assistance? (Choose One)			
		Response Percent	Response Count
By Phone		30.0%	6
By Email		40.0%	8
One On One Help in My Office		15.0%	3
One On One Help in the Office of the Technology support staff		35.0%	7
Other		5.0%	1
		<i>answered question</i>	20
		<i>skipped question</i>	3

20. LiveText is an important resource to collect student information for the NCATE process. How important do you view your role as a faculty member to ensure success in collecting student data during the NCATE process?			
		Response Percent	Response Count
Very Important		81.0%	17
Somewhat Important		4.8%	1
Important		14.3%	3
Not Important at All		0.0%	0
		<i>answered question</i>	21
		<i>skipped question</i>	2

21. If you need help with LiveText, please state how you would prefer to use the resources the College of Education will offer.			
		Response Percent	Response Count

One On One		23.8%	5
Video Conferencing		19.1%	4
Email		23.8%	5
Group Tutorial		33.3%	7
<i>answered question</i>			21
<i>skipped question</i>			2





22. How important is it to you to have a technical support staff member who works specifically with faculty?


		Response Percent	Response Count
Very Unimportant		19.1%	4
Unimportant		0.0%	0
Neutral		0.0%	0
Important		23.8%	5
Very Important		57.1%	12
<i>answered question</i>			21
<i>skipped question</i>			2


23. How important is it to you to have an instructional technologist on staff who can advise you on how to use technology in your teaching?

		Response Percent	Response Count
Very Unimportant		33.3%	7
Unimportant		0.0%	0
Neutral		0.0%	0
Important		14.3%	3
Very Important		52.4%	11
<i>answered question</i>			21


	<i>skipped question</i>	2
--	-------------------------	----------

24. How would you rate your own use of technology?			
		Response Percent	Response Count
Technophobe		0.0%	0
Techologically Challenged		4.8%	1
Average		42.9%	9
Above Average		47.6%	10
Expert		4.8%	1
	<i>answered question</i>		21
	<i>skipped question</i>		2

25. Please state any College of Education Technology concerns or experiences that you would like to share, please feel free to do so in the box below.		
		Response Count
	 view	8
	<i>answered question</i>	8
	<i>skipped question</i>	15

26. State other technology help if you need assistance, and how you prefer to receive assistance.		
		Response Count
	 view	3
	<i>answered question</i>	3
	<i>skipped question</i>	20

27. Please state what you plan to do as a professional to improve your technological skills.	
	Response

		Count
		14
	 view	14
	<i>answered question</i>	14
	<i>skipped question</i>	9