

1. Gender			Response Percent	Response Count
Female			80.7%	125
Male			19.4%	30
			answered question	155
			skipped question	0

















2. Age			Response Percent	Response Count
under 18			0.0%	0
18-25			39.4%	61
26-35			32.3%	50
36-45			16.1%	25
46-55			11.0%	17
56-65			1.3%	2
66 and older			0.0%	0
			answered question	155
			skipped question	0

3. Student Status			Response Percent	Response Count
Off Campus-Birmingham-ISP			8.6%	13
Off Campus-Mobile-ISP			5.3%	8
Off Campus-Brewton-ISP			0.7%	1


Major:Curriculum and Instruccions Main Campus Undergraduate		12.5%	19
Major:Curriculum and Instruccions Main Campus Graduate		35.5%	54
Major:Instructional Support Programs Main Campus		1.3%	2
Major: Health and Physical Education Main Campus Undergraduate		0.7%	1
Major: Health and Physical Education Main Campus Graduate		1.3%	2
Other		34.2%	52
answered question			152
skipped question			3

4. Do you use technology?			
		Response Percent	Response Count
No, not at all		0.0%	0
Yes, sometimes		11.6%	18
Yes, frequently		32.3%	50
Yes, all of the time		56.1%	87
answered question			155
skipped question			0





5. How are you currently using technology in your learning as a student? (Check all that apply)			
		Response Percent	Response Count



I do not use technology		1.9%	3
I read my syllabus online		74.2%	115
I obtain my class materials, such as readings, online		80.0%	124
I use email to communicate with my instructor(s)		87.7%	136
I use chat rooms or discussion lists in my classes		28.4%	44
I use selections from audio and/or video resources as examples		22.6%	35
I use an iPod		15.5%	24
I use Podcasting		2.6%	4
I use PowerPoint to present in my classes.		81.3%	126
I use the web to research for my classes.		83.9%	130
I use videoconferencing to participate with my instructors.		9.0%	14
I use videoconferencing to participate with my classmates.		5.2%	8
I use videoconferencing to participate with my family and friends.		2.6%	4
I use webcams for virtual contact with my instructor.		3.2%	5
My assignments include watching movies/television/live theater		20.0%	31
My assignments include visiting discipline-specific		45.2%	70



web sites			
My assignments include using electronic resources such as simulations and games that are not on the web		15.5%	24
My assignments include giving presentations in class using a computer/projector and presentation software such as PowerPoint		66.5%	103
My assignments include creating a website		23.9%	37
My assignments include creating a digital video		8.4%	13
My assignments include using program or equipment specific to my discipline, (statistical programs, lab equipment, etc. etc.		28.4%	44
	<i>answered question</i>		155
	<i>skipped question</i>		0



6. How are you currently using technology as an ASU student ? Please be specific. If no, please proceed to the next question.		
		Response Count
	 view	127
	<i>answered question</i>	
	<i>skipped question</i>	
		127
		28




7. Are there any types of technology that you have seen used, (at another institution, school district, or a conference, for example) that you would like to see your instructor(s) use in the College of Education?		
	Response	Response







			Percent	Count
 view	No		81.8%	90
 view	Yes, Please be specific		18.2%	20
			<i>answered question</i>	110
			<i>skipped question</i>	45



8. Are you currently taking classes that require each students to work at a computer during the class?				
			Response Percent	Response Count
No			58.4%	90
Yes			41.6%	64
			<i>answered question</i>	154
			<i>skipped question</i>	1








9. If no, would you like to take such a class?				
			Response Percent	Response Count
No			17.4%	19
Yes			82.6%	90
			<i>answered question</i>	109
			<i>skipped question</i>	46



10. If the College of Education offered workshops how to use the technology resources available at the college, how likely would you attend?				
			Response Percent	Response Count
Very Unlikely to Attend			11.1%	17
Unlikely to Attend			4.6%	7













Might Attend		30.7%	47
Likely to Attend		30.1%	46
Very Likely to Attend		23.5%	36
answered question			153
skipped question			2




11. Please state the day/time of your preference for LiveText technical support.			
		Response Percent	Response Count
AM Monday-Friday		9.9%	15
Afternoon Monday-Friday		17.1%	26
Evening Monday-Friday		49.3%	75
AM Weekends		7.9%	12
Afternoon Weekends		7.2%	11
Evenings Weekends		8.6%	13
answered question			152
skipped question			3

12. Please select the factors that you feel are the greatest barriers to using technology as a student: (Please choose up to 3 items)			
		Response Percent	Response Count
Not enough time		31.8%	48
Not enough money to purchase the equipment and		51.0%	77




software you need			
Insufficient computing infrastructure (servers, bandwidth, storage capacity)		17.9%	27
Insufficient computing facilities (labs, technology-equipped classroom)		35.1%	53
The college owns equipment/software you would like to use, but gaining access to the resources is too difficult or inconvenient.		31.8%	48
Not enough training offered in the areas that interest you.		21.2%	32
Not enough people to help you when you have problems with technology.		34.4%	52
I am not interested in using technology.		2.0%	3
I do not perceive any barriers to using technology.		15.9%	24
answered question			151
skipped question			4




13. Which of the following would make using technology easier for you? (Choose up to 3 items) Please elaborate on your selections.			
		Response Percent	Response Count
	More time to work on technology projects		39.1% 43

 view	More money to purchase software and equipment		56.4%	62
 view	Better computing infrastructure		12.7%	14
 view	Better computing facilities		29.1%	32
 view	Making resources more easily accessible		41.8%	46
 view	Improving the training program		29.1%	32
 view	Improving access to technical support staff		20.9%	23
			answered question	110
			skipped question	45

14. Are you currently using Blackboard for a course that you are taking this semester?			
		Response Percent	Response Count
Yes		86.7%	130
No		12.7%	19
I am not familiar with Blackboard.		1.3%	2
			answered question
			150
			skipped question
			5


15. Do you plan to use Blackboard for a course next semester?			
		Response Percent	Response Count

Yes		82.7%	124
No		15.3%	23
I am not familiar with Blackboard		2.0%	3
answered question			150
skipped question			5

16. Have you ever tried using Blackbaord?			
		Response Percent	Response Count
Yes		94.0%	141
No		4.0%	6
I am not familiar with Blackboard		2.7%	4
answered question			150
skipped question			5


17. How often do you use the following technologies? Note: We have listed a few examples of each of the different types of applications. Everyday=5 Once a Week=4 Once a Month=3 Once per Semester=2 Never=1						
	Everyday	Once a Week	Once a Month	Once per Semester	Never	Response Count
Email	87.9% (131)	7.4% (11)	1.3% (2)	0.0% (0)	3.4% (5)	149
Instant Messenger	25.4% (36)	17.6% (25)	12.7% (18)	9.2% (13)	35.2% (50)	142
Web Browser (Netscape, Explorer, Mozilla, Safari)	80.1% (117)	13.0% (19)	0.7% (1)	2.1% (3)	4.1% (6)	146
Word Processing Program (Word)	74.5% (114)	20.3% (31)	2.6% (4)	1.3% (2)	1.3% (2)	153
Spreadsheet Program (MS Excel)	12.2% (18)	25.7% (38)	24.3% (36)	19.6% (29)	18.2% (27)	148
Presentation Software	14.8% (22)	27.5% (41)	22.8% (34)	28.9% (43)	6.0% (9)	149

(PowerPoint)						
Database Program (Access, Filemaker)	7.6% (11)	8.3% (12)	12.4% (18)	12.4% (18)	59.3% (86)	145
Web Page Creation Software (Dreamweaver)	2.0% (3)	4.1% (6)	9.5% (14)	16.3% (24)	68.0% (100)	147
Image Editing Software (Photoshop, Elements, iPhoto)	6.9% (10)	15.9% (23)	21.4% (31)	12.4% (18)	43.4% (63)	145
Page Layout Software (Quark, Pagemaker, InDesign)	4.1% (6)	5.4% (8)	10.2% (15)	8.8% (13)	71.4% (105)	147
Blackboard	48.6% (72)	32.4% (48)	9.5% (14)	5.4% (8)	4.1% (6)	148
Adobe Acrobat	48.0% (72)	23.3% (35)	13.3% (20)	5.3% (8)	10.0% (15)	150
Digital Video (iMovie, iDVD, Adobe After Effects)	13.5% (20)	12.2% (18)	11.5% (17)	8.8% (13)	54.1% (80)	148
Audio Editing Software (Garageband, Audacity)	4.9% (7)	4.2% (6)	8.3% (12)	6.3% (9)	76.4% (110)	144
iPods	13.0% (19)	8.9% (13)	6.2% (9)	4.8% (7)	67.1% (98)	146
Podcasting	4.2% (6)	4.2% (6)	4.2% (6)	4.2% (6)	83.2% (119)	143
Text Messaging	58.4% (87)	14.1% (21)	7.4% (11)	5.4% (8)	14.8% (22)	149
	answered question					153
	skipped question					2






18. If you use any other software programs on a regular basis, please list them here:		Response Count
	 view	23
	answered question	
		23

	<i>skipped question</i>	132
--	-------------------------	------------





19. Customer Service If you need computer training, how would you prefer to receive it? (Choose the 2 formats that you would be most likely to use.)			Response Percent	Response Count
One on One Meeting			38.1%	56
Short, (1-2 Hours) Training Workshops			58.5%	86
All-day Training Workshops			15.7%	23
Technology Demos			21.8%	32
Resources Available on the Academic Computing Websites			10.9%	16
Other			3.4%	5
	<i>answered question</i>			147
	<i>skipped question</i>			8

20. State "other" computer training if you need assistance and how you would prefer to receive it.			Response Count
	 view		21
	<i>answered question</i>		21
	<i>skipped question</i>		134



21. If you need help with technology, how do you prefer to receive assistance? (Choose One)			Response Percent	Response Count



By Phone		31.5%	47
By Email		20.1%	30
One On One Help in My Office		26.9%	40
One On One Help in the Office of the Technology support staff		35.6%	53
Other		2.0%	3
answered question			149
skipped question			6


22. Technology is an important resource in the PEPE process. How important do you view your instructor's role to model using technology, so that you will use and model technology in the K-12 setting?

		Response Percent	Response Count
Very Important		71.8%	107
Somewhat Important		14.8%	22
Important		12.1%	18
Not Important at All		1.3%	2
answered question			149
skipped question			6


23. If you need help with LiveText, please state how you would prefer to use the resources the College of Education will offer.

		Response Percent	Response Count
One On One		51.0%	76
Video Conferencing		8.7%	13

Email		13.4%	20
Group Tutorial		26.9%	40
		answered question	149
		skipped question	6

24. Please state how ASU College of Education faculty and staff could help you prepare for the technology items on the PEPE evaluation.		
		Response Count
		 view
		69
		answered question
		69
		skipped question
		86

25. How important is it to you to have a technical support staff member who works specifically with students?			
		Response Percent	Response Count
Very Unimportant		12.8%	19
Unimportant		0.7%	1
Neutral		7.4%	11
Important		33.1%	49
Very Important		46.0%	68
		answered question	148
		skipped question	7

26. How important is it to you to have faculty and staff who can advise you on how to use technology in your teaching in a K-12 setting?			
		Response Percent	Response Count
Very Unimportant		11.0%	16

Unimportant		0.0%	0
Neutral		4.8%	7
Important		30.3%	44
Very Important		53.8%	78
<i>answered question</i>			145
<i>skipped question</i>			10


27. How important is it to you to have faculty who can advise you on how to use assistive technology in your teaching of diverse population in a K-12 setting?


		Response Percent	Response Count
Very Unimportant		24.7%	36
Unimportant		0.0%	0
Neutral		6.2%	9
Important		28.8%	42
Very Important		40.4%	59
<i>answered question</i>			146
<i>skipped question</i>			9


28. How would you rate your own use of technology?

		Response Percent	Response Count
Technophobe		0.7%	1
Techologically Challenged		2.7%	4
Average		52.7%	78
Above Average		40.5%	60
Expert		3.4%	5
<i>answered question</i>			148
<i>skipped question</i>			7

--	--	--

29. Please state any College of Education Technology concerns or experiences that you would like to share, please feel free to do so in the box below.		
		Response Count
	 view	33
	<i>answered question</i>	33
	<i>skipped question</i>	122

30. State other technology help if you need assistance, and how you prefer to receive assistance.		
		Response Count
	 view	34
	<i>answered question</i>	34
	<i>skipped question</i>	121

31. Please state what you plan to do as a student to improve your technological skills- personally and professionally.		
		Response Count
	 view	71
	<i>answered question</i>	71
	<i>skipped question</i>	84